



Quartz Stone

1950x3500 mm 1600x3200 mm 1450x3050 mm

Index

SERIES	PEGE NO.
Calacatta	03
Cararra	11
White	12
Granity	13
Crystal	14
Rocker	15
Mocca	16
Multy Colour	17

Edge Profiles


Your surface is not complete without an edge profile to complement your slab selection and space.

The unique properties and durability of quartz surfaces allow for a wide range of edge profile design options.

Many edge profiles are possible, from a standard edge to laminated or mitered edges which create the appearance of a thicker slab.

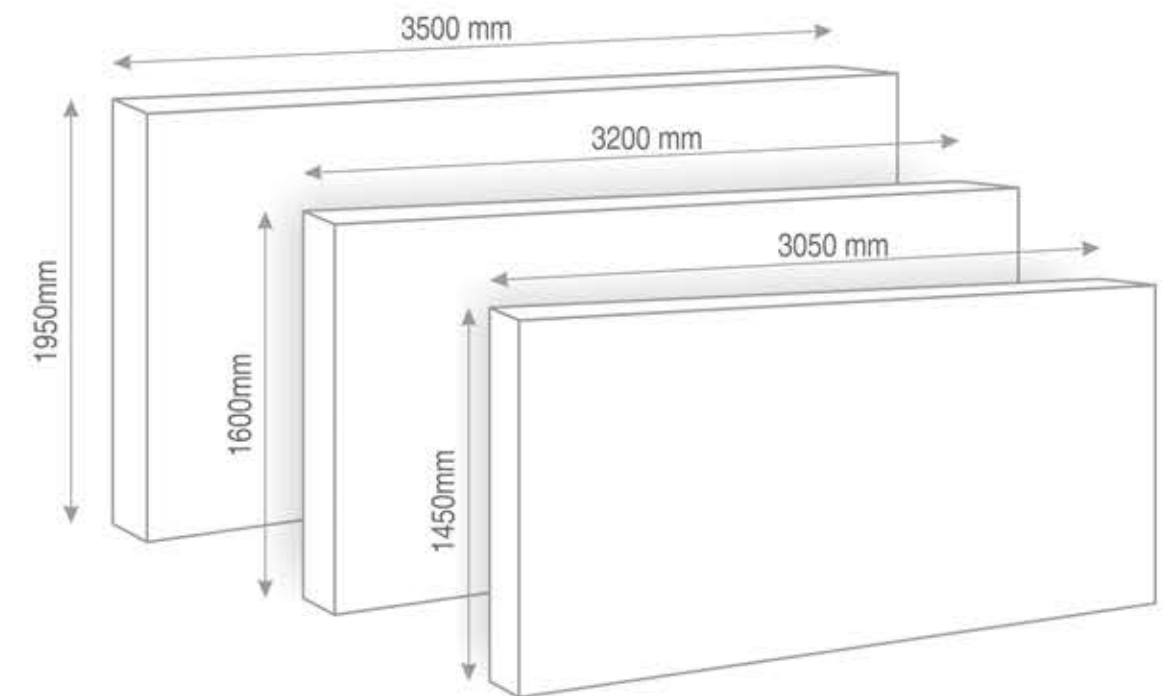
All edge details should have a minimum 1/8" radius on any profile, for both top and bottom edges.

For high-traffic areas, 1/4" minimum radius is suggested.

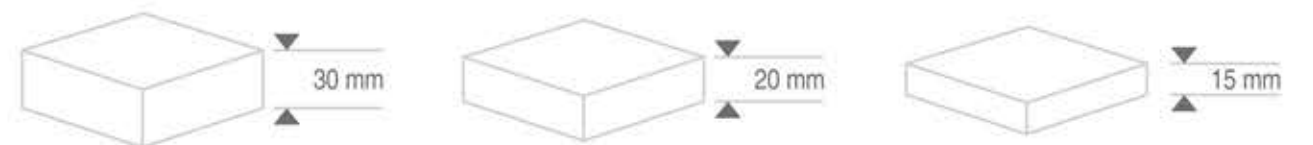


Quartz Stone

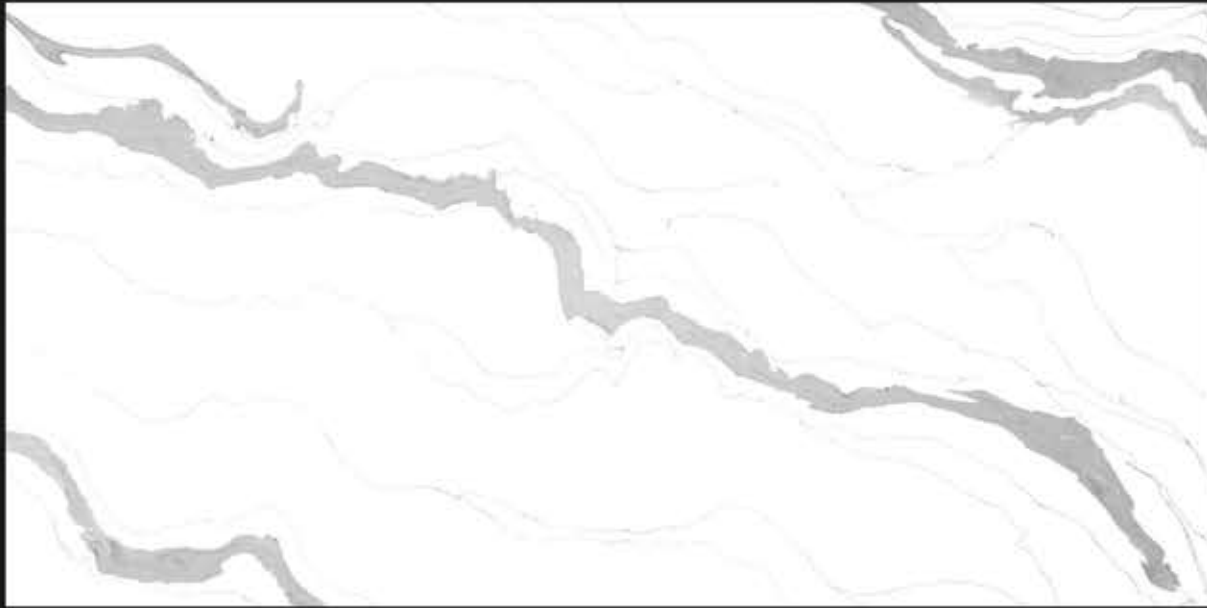
Available Thickness



Available Thickness



QUARTZ STONE
CALACATTA SERIES



ALASKA WHITE




EXOTIC WHITE

SIZE AVAILABLE : 1600x3200 mm

THICKNESS AVAILABLE : 30 mm & 20 mm





QUARTZ STONE

CALACATTA SERIES



NATURAL SATORIO

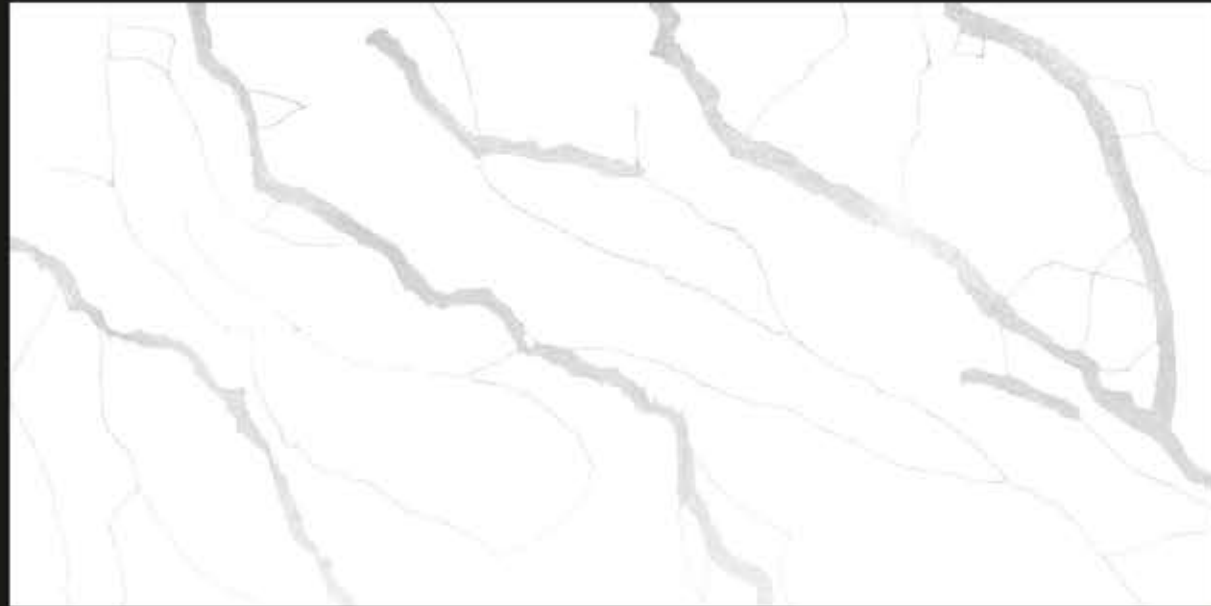


ROYAL CALACATTA


SIZE AVAILABLE : 1600x3200 mm

THICKNESS AVAILABLE : 30 mm & 20 mm

QUARTZ STONE
CALACATTA SERIES



IMPERIAL WHITE



OLYMPIA WHITE

SIZE AVAILABLE : 1600x3200 mm

THICKNESS AVAILABLE : 30 mm & 20 mm

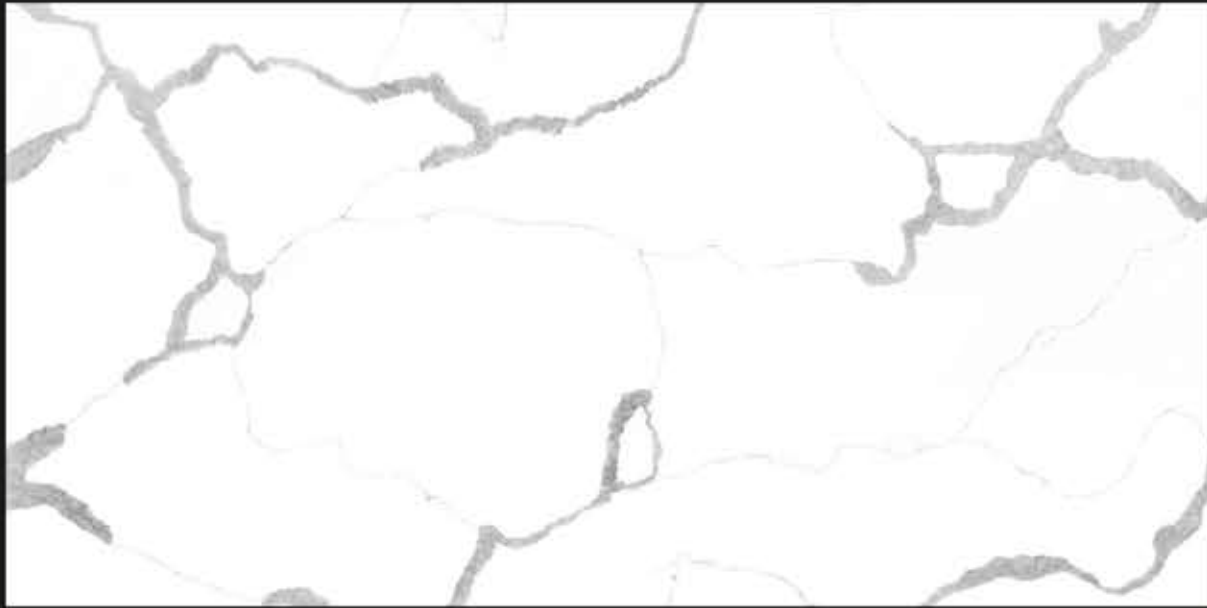
QUARTZ STONE
CALACATTA SERIES



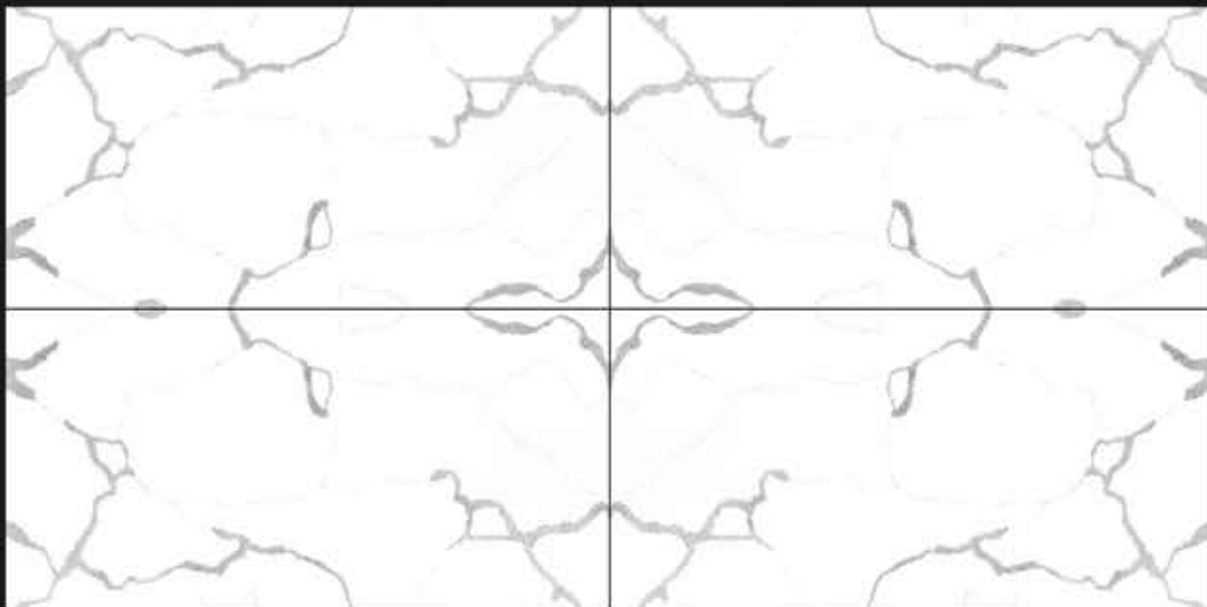
SIMRAN WHITE



QUARTZ STONE
CALACATTA SERIES



CALACATA VENATO A/B



SIZE AVAILABLE : 1600x3200 mm

THICKNESS AVAILABLE : 30 mm & 20 mm



QUARTZ STONE
CARARRA SERIES



NEW EVEREST



ITACA WHITE



MONTANA WHITE



MELBORN WHITE



QUARTZ STONE
WHITE SERIES



CLASSIC WHITE



FROST WHITE



ICE WHITE



QUARTZ STONE
GRANITY SERIES



GRANITY BLACK



GRANITY WHITE



GRANITY SILVER



GRANITY GREY



QUARTZ STONE
CRYSTAL SERIES



CRYSTAL GREY



CRYSTAL WHITE



CRYSTAL BLACK



ROCKER SERIES QUARTZ STONE



ROCKER CEMENT



ROCKER GREY



MOCCA SERIES QUARTZ STONE



MOCCA DARK GREY



MOCCA WHITE



MOCCA SILVER



QUARTZ STONE

MULTY COLOUR



CANTERBURY



BLACK PEARL



VANILLA BLACK



AVALANCHE



WILLIUM GREY



MULTY COLOUR



RAIN FOREST



BELLINGHAM



STARRY LIGHT



MILANO GRAY



FIBUAS BLACK



JELISKA WHITE

TECHNICAL SPECIFICATION

Technical Specifications - Quartz Stone

Test Performed	Test Standard	Results
App. Density Kg/dm ³	EN14617-1	2.2 -2.45
Water Absorption	EN14617-1	<0.04
Flexural Strength(Mpa)	EN14617-2	50 - 60
Dimensional Stability	EN14617-12	Class A
Impact Resistance (Joule)	EN14617-9	4 - 9 Joule
Compressive Strength (Mpa)	EN14617-15	170 -220
Abrasion Resistance	EN14617-4	Groove Length=21.1mm
Frost Resistance	DIN 52104	Complies With Standard
Surface Hardness (Mohs Scale)	EN 101	6.0 -7.0
Stain Resistance	ANSI Z124.6	Pass
Wear & Cleanability	ANSI Z124.6	Pass
Chemical Resistance	ANSI Z124.6	Pass
Chemical Resistance	EN14617-10	Class C4
Resistance To Acids	ASTM C 650	Not Affected
Linear Thermal Expansion (30 ^o -60 ^o) °C ⁻¹	EN14617 -11	2.6x10 ⁻⁶
Boiling Watet Resistance	NEMA LD3-3.5	Pass
High Temperature Resistance	NEMA LD3-3.6	Pass
Cigarette Test	ANSI Z124.6	Pass
Fire Classification	EN13501-1	Wall Cladding: B-s1 -d0, Flooring & Stairs: B-fl-s1
Slip Resistance	EN 14231	We: 13-21 SRV , Dry: 43-53 SRV
Radiation	GB 6566-2010	Complies With Requirement Of Standard
Thermal Shock Resistance	EN14617-6	No Visual Defects After 10 Cycle. Loss in Flexural Strength= Loss In Mass = 0.02%-0.05% 0.7%-1.1%
Freeze & Thaw Resistance	EN14617-5	No Defects After 25 Freeze-Thaw Cycle.
Glossiness Reflection	%	45-70
Surface Slip Resistance HONED 400	DIN 51130	R9
Static Coefficient Of Friction	ASTM C 1028	Dry: 0.8, Wet: 0.6

Quartz Slab Size : 1950x3500mm | 1600x3200mm | 1450x3050mm

Note : Printed representation of colour may vary from the actual product. Please view the actual product prior to selection.